

Gobi Hemp

Analytical Report - Certificate of Analysis



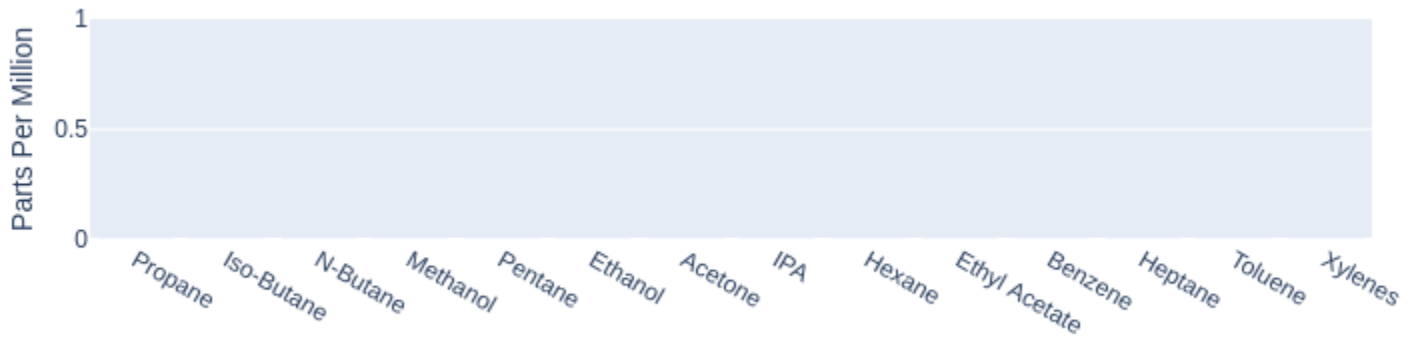
Manifest: 2408270005
Sample ID: 1A-GHEMP-2408270005-0005
Sample Name: Wicked Watermelon 240515
Sample Type: Concentrate
Client ID: CID-00141
Client: Patsy's Hemp
Address: 1540 S. 21st Street, Colorado Springs, Colorado 80904

Test Performed: Hemp Lab
Report No: R-2408270005-V1
Receive Date: 2024-08-27
Test Date: 2024-08-27
Report Date: 2024-08-29
Sample Condition: Good
Method Reference: GH-OP-08

Scope: The content of fifteen residual solvents was determined by an in-house developed method for Headspace-Gas Chromatography with Flame Ionization Detection.

Solvents	LOD (ppm)	LOQ (ppm)	Parts Per Million (ppm)
Propane	135	372	ND
Iso-Butane	82	490	ND
N-Butane	107	490	ND
Methanol	38	120	ND
Pentane	73	100	ND
Ethanol	50	200	ND
Acetone	82	200	ND
IPA	40	200	ND
Hexane	25	50	ND
Ethyl Acetate	57	200	ND
Benzene	0.65	1	ND
Heptane	137	200	ND
Toluene	75	100	ND
Xylenes	112	200	ND

ND - not detected; LOD - limit of detection; LOQ - limit of quantitation; ULOQ - upper limit of quantitation;
 *Estimated result, greater than the upper limit of quantitation (>ULOQ)



Lab Comments:

Jon Person

Jon Person Director of Communication

2024-08-29

Date



This report has been prepared by Gobi Hemp Laboratory exclusively for our Client and their Authorized Representatives. All analytical work is conducted in accordance with a mutually agreed upon scope of work and the terms and conditions as expressed in the Gobi Hemp Laboratory Service Agreement. This report is not to be reproduced in whole or in part without prior written approval. The results shown on this report relate only to the samples submitted to the laboratory. Estimated Uncertainty available upon request.

• Gobi Hemp •
 • 3940 Youngfield St. • Wheat Ridge CO 80033 • ISO/IEC 17025:2017 Accredited • (303)456-2040 •



Gobi Hemp

Microbial Contaminant Report - Certificate of Analysis



Manifest: 2408270005
Sample ID: 1A-GHEMP-2408270005-0005
Sample Name: Wicked Watermelon 240515
Sample Type: Concentrate
Client ID: CID-00141
Client: Patsy's Hemp
Address: 1540 S. 21st Street, Colorado Springs, Colorado 80904

Test Performed: Hemp Lab
Report No: M-2408270005-V1
Receive Date: 2024-08-27
Test Date: 2024-08-27
Report Date: 2024-08-30
Sample Condition: Good
Method Reference: MBH-OP-02, MBH-OP-03, MBH-OP-05, MBH-OP-10, MBH-OP-11

Scope: Contaminant testing for the identified pathogens *Salmonella spp.* and *Shiga Toxin Virulence Genes, O26, O45, O103, O111, O121, O145 and O157:H7 serogroups of Escherichia coli* (STEC) was performed through Polymerase Chain Reaction (PCR) presumptive experimentation, and confirmed through cultural methodology where applicable. Results for *Salmonella spp.* and STEC are represented as a negative or positive determination, a negative result indicating no detection of the respective contaminant.

Total Yeast and Mold Count (TYMC)/Total Aerobic Count(TAC)/Total Coliform Count (TCC) were determined through 3M™ Petrifilm™ plating technology. The TYMC/TAC/TCC is represented as a count in colony forming units per gram (cfu/g).

Microbial Contaminants	Results
<i>Salmonella spp.</i>	ND
STEC	ND
Total Yeast and Mold	390 CFU/g
Total Aerobic	<100 CFU/g
Total Coliform	<100 CFU/g

STEC - shiga toxin-producing *Escherichia coli*; TYMC - total yeast and mold count; TAC - Total Aerobic Count; TCC - Total Coliform Count; NT - Not Tested;

Lab Comments:

Astha Gupta Laboratory Director

2024-08-30

Date



This report has been prepared by Gobi Hemp Laboratory exclusively for our Client and their Authorized Representatives. All analytical work is conducted in accordance with a mutually agreed upon scope of work and the terms and conditions as expressed in the Gobi Hemp Laboratory Service Agreement. This report is not to be reproduced in whole or in part without prior written approval. The results shown on this report relate only to the samples submitted to the laboratory. Estimated Uncertainty available upon request.



Gobi Hemp

Analytical Report - Certificate of Analysis




Manifest: 2408270005
Sample ID: 1A-GHEMP-2408270005-0005
Sample Name: Wicked Watermelon 240515
Sample Type: Concentrate
Client ID: CID-00141
Client: Patsy's Hemp
Address: 1540 S. 21st Street, Colorado Springs, Colorado 80904

Test Performed: Hemp Lab
Intended Use: Inhaled or Audited Product
Report No: MT-2408270005-V1
Receive Date: 2024-08-27
Test Date: 2024-08-29
Report Date: 2024-09-03
Sample Condition: Good
Method Reference: GH-OP-17

Scope: Arsenic, Cadmium, Lead and Mercury were determined by an Inductively Coupled Plasma Mass Spectrometer (ICP-MS) using an in-house developed method.

Elemental Impurities	LOD (ppm)	LOQ (ppm)	Parts Per Million (ppm)
Arsenic	0.007	0.025	ND
Cadmium	0.003	0.01	ND
Lead	0.003	0.01	ND
Mercury	0.0009	0.003	ND

ND - not detected; ULOQ - upper limit of quantitation; LOD - limit of detection; LOQ - limit of quantitation



Lab Comments:

Jon Person

Jon Person Director of Communication

2024-09-03

Date



This report has been prepared by Gobi Hemp Laboratory exclusively for our Client and their Authorized Representatives. All analytical work is conducted in accordance with a mutually agreed upon scope of work and the terms and conditions as expressed in the Gobi Hemp Laboratory Service Agreement. This report is not to be reproduced in whole or in part without prior written approval. The results shown on this report relate only to the samples submitted to the laboratory. Estimated Uncertainty available upon request. Sample(s) tested at Gobi Analytical.

• Gobi Hemp •
 • 3940 Youngfield St. • Wheat Ridge CO 80033 • ISO/IEC 17025:2017 Accredited • (303)456-2040 •



Gobi Hemp

Analytical Report - Certificate of Analysis




Manifest: 2408270005
Sample ID: 1A-GHEMP-2408270005-0005
Sample Name: Wicked Watermelon 240515
Sample Type: Concentrate
Client ID: CID-00141
Client: Patsy's Hemp
Address: 1540 S. 21st Street, Colorado Springs, Colorado 80904

Test Performed: Hemp Lab
Report No: R-2408270005-V1
Receive Date: 2024-08-27
Test Date: 2024-08-29
Report Date: 2024-09-04
Sample Condition: Good
Method Reference: GH-OP-16

Scope: Ochratoxin and Total Aflatoxin were quantified using liquid chromatography coupled to multiple mass spectrometry (LC-MS/MS) equipped with electrospray ionization (ESI) in positive mode after sample extraction. Identification was based on the retention time of each compound and the product mass generated using single reaction monitoring (SRM). Quantitation was determined using external calibration.

Mycotoxins	LOD (ppm)	LOQ (ppm)	Reporting Limits (ppm)	Parts Per Million (ppm)
Aflatoxin G2	0.0019	0.0050	0.0050	ND
Aflatoxin G1	0.0011	0.0050	0.0050	ND
Aflatoxin B2	0.0017	0.0050	0.0050	ND
Aflatoxin B1	0.0015	0.0050	0.0050	ND
Ochratoxin A	0.0033	0.0050	0.0050	ND

ND - not detected; ULOQ - upper limit of quantitation; LOD - limit of detection; LOQ - limit of quantitation



Lab Comments:

Kristen Kenworthy, Laboratory Operations Manager

2024-09-04

Date



This report has been prepared by Gobi Hemp Laboratory exclusively for our Client and their Authorized Representatives. All analytical work is conducted in accordance with a mutually agreed upon scope of work and the terms and conditions as expressed in the Gobi Hemp Laboratory Service Agreement. This report is not to be reproduced in whole or in part without prior written approval. The results shown on this report relate only to the samples submitted to the laboratory. Estimated Uncertainty available upon request.

• Gobi Hemp •
• 3940 Youngfield St. • Wheat Ridge CO 80033 • ISO/IEC 17025:2017 Accredited • (303)456-2040 •



Gobi Hemp - Certificate of Analysis



Manifest: 2408270005
Sample ID: 1A-GHEMP-2408270005-0005
Sample Name: Wicked Watermelon 240515
Sample Type: Concentrate
Client ID: CID-00141
Client: Patsy's Hemp
Address: 1540 S. 21st Street, Colorado Springs, Colorado 80904

Test Performed: Hemp Lab
Report No: PE-2408270005-V1
Receive Date: 2024-08-27
Test Date: 2024-08-29
Report Date: 2024-09-04
Sample Condition: Good
Method Reference: GH-OP-11

Scope: The content of 60 pesticides were quantified using liquid chromatography coupled to multiple mass spectrometry (LC-MS2) equipped with electrospray ionization (ESI) in positive mode after sample extraction using methodology based on AOAC 2007 and EN 15662 standard procedures. Identification was based on the retention time of each compound and the product mass generated using single reaction monitoring (SRM), and quantitation was determined using external standard calibration.

Analyte	Reporting Level µg/g	µg/g	Analyte	Reporting Level µg/g	µg/g
Avermectin B1a	0.1	ND	Hexythiazox	0.1	ND
Acephate	0.1	ND	Imazilil	0.1	ND
Acetamiprid	0.1	ND	Imidacloprid	0.1	ND
Aldicarb	0.1	ND	Kresoxim Methyl	0.1	ND
Azoxystrobin	0.1	ND	Malathion	0.1	ND
Bifenazate	0.1	ND	Metalaxyl	0.1	ND
Bifenthrin	0.1	ND	Methiocarb	0.1	ND
Boscalid	0.1	ND	Methomyl	0.1	ND
Captan	0.1	NT	Mevinphos*	0.1	ND
Carbaryl	0.1	ND	MGK-264	0.1	NT
Carbofuran	0.1	ND	Myclobutanil	0.1	ND
Chlorantraniliprole	0.1	ND	Oxamyl	0.1	ND
Chlordane	0.1	NT	Paclbutrazol	0.1	ND
Chlorpyrifos	0.1	ND	Pentachloronitrobenzene	0.1	ND
Clofentazine	0.1	ND	Permethrin*	0.1	ND
Coumaphos	0.1	ND	Imidan(Phosmet)	0.1	ND
Baythroid (Cyfluthrin)*	0.1	NT	Piperonyl Butoxide	0.1	ND
Cypermethrin*	0.1	NT	Propiconazole	0.1	ND
Dichlorvos	0.1	ND	Propuxor	0.1	ND
Diazinon	0.1	ND	Pyrethrin*	0.1	ND
Dimethoate	0.1	ND	Pyridaben	0.1	ND
Dimethomorph*	0.1	ND	Spinetoram	0.1	ND
Prophos	0.1	ND	Spinosad*	0.1	ND
Etofenprox	0.1	ND	Spiromefesin	0.1	ND
Etoxazole	0.1	ND	Spirotetramat	0.1	ND
Fenhexamid	0.1	ND	Spiroxamine	0.1	ND
Fenoxycarb	0.1	ND	Tebuconazole	0.1	ND
Fenpyroximate	0.1	ND	Thiacloprid	0.1	ND
Fipronil	0.1	ND	Thiamethoxam	0.1	ND
Fonicamid	0.1	ND	Trifloxystrobin	0.1	ND
Fludioxonil	0.1	ND			

NT - not tested; ND - not detected above Reporting Level; T - trace; * Total of Isomers

Lab Comments:

Kristen Kenworthy, Laboratory Operations Manager

2024-09-04

Date



This report has been prepared by Gobi Hemp Laboratory exclusively for our Client and their Authorized Representatives. All analytical work is conducted in accordance with a mutually agreed upon scope of work and the terms and conditions as expressed in the Gobi Hemp Laboratory Service Agreement. This report is not to be reproduced in whole or in part without prior written approval. The results shown on this report relate only to the samples submitted to the laboratory. Estimated Uncertainty available upon request.

• Gobi Hemp •

• 3940 Youngfield St. • Wheat Ridge CO 80033 • ISO/IEC 17025:2017 Accredited • (303) 456-2040 •